

Flying Start Online Registration



User Guide – Rev. February 2024

Flying Start Online Registration

User Guide Table of Contents

Registering for FlyingStart.org	Page 3
Creating a Flying Start Event	Page 9
Registering Volunteers	Page 22
Registering Attendees and Finalizing an Event	Page 33
EAA Contact Us Information	Page 40

Flying Start Online Registration



Registering for FlyingStart.org

Flying Start Online Registration


- **EAA.org/FlyingStart – Resource section**
 - More instructional videos
 - Printable slide deck/step-by-step instructions.

Registering for FlyingStart.org


1. Skip this step if you are already registered for Young Eagles Online Registration or EAA Builders Log. Login for all three sites is the same username and password.
2. If you still need to create a login, visit FlyingStart.org.

← → ↻ flyingstart.org/?fshome

Apps ★ Bookmarks ⚠ Marketo Login 🎧 Spotify Web Player 🏠 WizeHive ⚙ KOSH WX 📄 ADP 🔄 Merlin: Login » | 📁 Other bookmarks 📖 Reading list

 Flying Start / Eagle Flights Registration Website [Videos](#) [Contact Us](#) [Site Info](#) [Sign Up](#) [Login](#)

Welcome to the EAA [Flying Start](#) and [Eagle Flights](#) Registration website giving adults education about being a pilot.
To create a Flying Start event or be an Eagle Pilot, please "[Sign Up](#)" and "[Login](#)". Please watch the "[Videos](#)" for details.



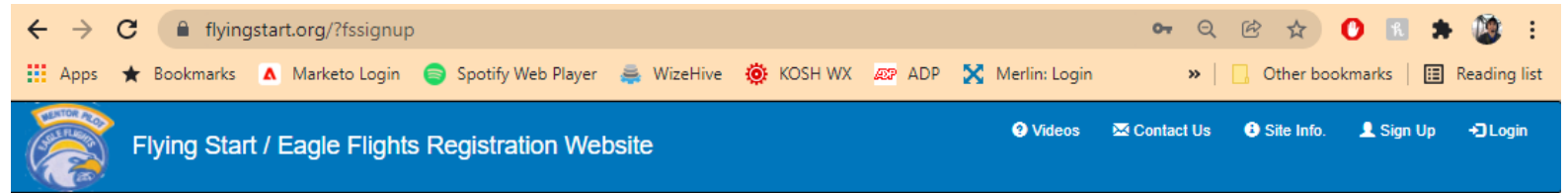
We have selected the 3 closest Flying Start events and Eagle Flight Leaders for your zip code location of **Neenah, WI**.
If this is not your location, please enter your 5 digit ZIP or 6 digit postal (Canada) code:

If you don't see a Flying Start event in your area below, please [select your nearest Eagle Flight Leader](#) for an Eagle Flight.

Please click on the logos below to view detailed Flying Start event information. [see more](#)

Registering for FlyingStart.org

3. Provide personal information.
Not public facing, only for event planning.
4. Email is critical, as this is tied to all communication and profile identification.



PLEASE DO NOT USE THIS FORM TO REGISTER FOR A FLYING START OR EAGLE FLIGHT.

Please enter the following information to register as a Eagle Flight website member. (Pilot, Volunteer or Leader)
If you are signing up as a pilot or ground volunteer, after you complete this form, the Eagle Flight Leader will assign you for an event.
Please contact your chapters Eagle Flight Leader if you don't hear anything in a few days.

You only need to fill in this form ONCE from any of the following websites: FlyingStart.org, EAABuildersLog.org or YoungEaglesDay.org. Please use the Login link above if you've completed this form already.

Name:

Email address:

Password: - Password must be a minimum of 6 characters, including an Upper & Lower case and a Number.
 - Show Password - Send password with confirmation email.

Mailing Address:

City: **State:** **Zip code:**

Phone Number: Format: xxx-xxx-xxxx

Chapter Type / #: Enter your EAA chapter type and number. [Click here to find a local EAA chapter.](#)

EAA Number: This is your EAA national membership number. (Required for a Eagle or YE Pilot and/or Coordinator)

Function: - Eagle or YE Pilot - Ground Volunteer - Eagle Flight Leader **(NOTE: only Eagle Flight Leader can register new events)**

Legal information and Submission.

I declare that all the information I have provided on this page is true and accurate to the best of my knowledge.

I ACKNOWLEDGE AND AGREE TO THE TERMS ABOVE. Submit button will appear after you check this box

Registering for FlyingStart.org

5. Pilots only – Will need to provide aircraft and flight information.
6. Agree to terms and click “Register yourself for FlyingStart.org – Submit.”

Function: - Eagle or YE Pilot - Ground Volunteer - Eagle Flight Leader (NOTE: only Eagle Flight Leader can register new events)

Aircraft N-Number: - Aircraft Type: (Pilots only - Required fields)

of Y.E. Seats

Total flight hours: - Approximate number of flight hours that you have as a pilot.

Passenger Load (lbs): - Useful passenger load of kids that your airplane can take in lbs.

of Flights: - Number of flights you would be comfortable doing for a Flying Start Rally in a day.

Legal information and Submission.

I declare that all the information I have provided on this page is true and accurate to the best of my knowledge.

----- FOR PILOTS ONLY -----

EAA® EAGLES® PROGRAM - AGREEMENT TO WAIVE LIABILITY, ASSUME RISK, AND INDEMNIFY;
RELEASE FOR USE OF PHOTOS AND IMAGES; and PILOT CERTIFICATION

I hereby certify that I meet the following guidelines for participation in the FAA Flying Start program

I ACKNOWLEDGE AND AGREE TO THE TERMS ABOVE Submit button will appear after you check this box

Register yourself for the FlyingStart.org - Submit

Questions?

David Leiting:

Eagles Program Manager

EAA Lifetime #579157

Phone: 920-426-6116

Email: dleiting@eaa.org

Flying Start Resources and Assistance: EAA.org/FlyingStart

Contact Us Tab:

flyingsstart.org/?fscontact

Apps Bookmarks Marketo Login Spotify Web Player WizeHive KOSH WX ADP

Other bookmarks Reading list

Mentor Pilot Eagle Flights Registration Website

Contact Us Site Info Sign Up Login

Contact Us - Web Support, Comment or Question -

For event questions, please click on the email icon in the Flying Start event detail page.
This form is only for website or EAA member questions.

Name:

Email address:

EAA Chapter #:

Phone: - in (xxx-xxx-xxxx format)

Emergency Notification: - Please Login to get option for an emergency notification.

Question / Comment:

Your comment or question.

I ACKNOWLEDGE AND AGREE THAT THIS IS FOR EVENT QUESTIONS/COMMENTS ONLY Submit button will appear after you check this box

[Send Request - Submit](#)

NOTE: This information is strictly used for the [Eagle Flights Program](#) within the [EAA organization](#). [Policy](#) © Copyright 2022 Brevard Web Pro, Inc.

Flying Start Online Registration



Flying Start[®]

How to Create an Event

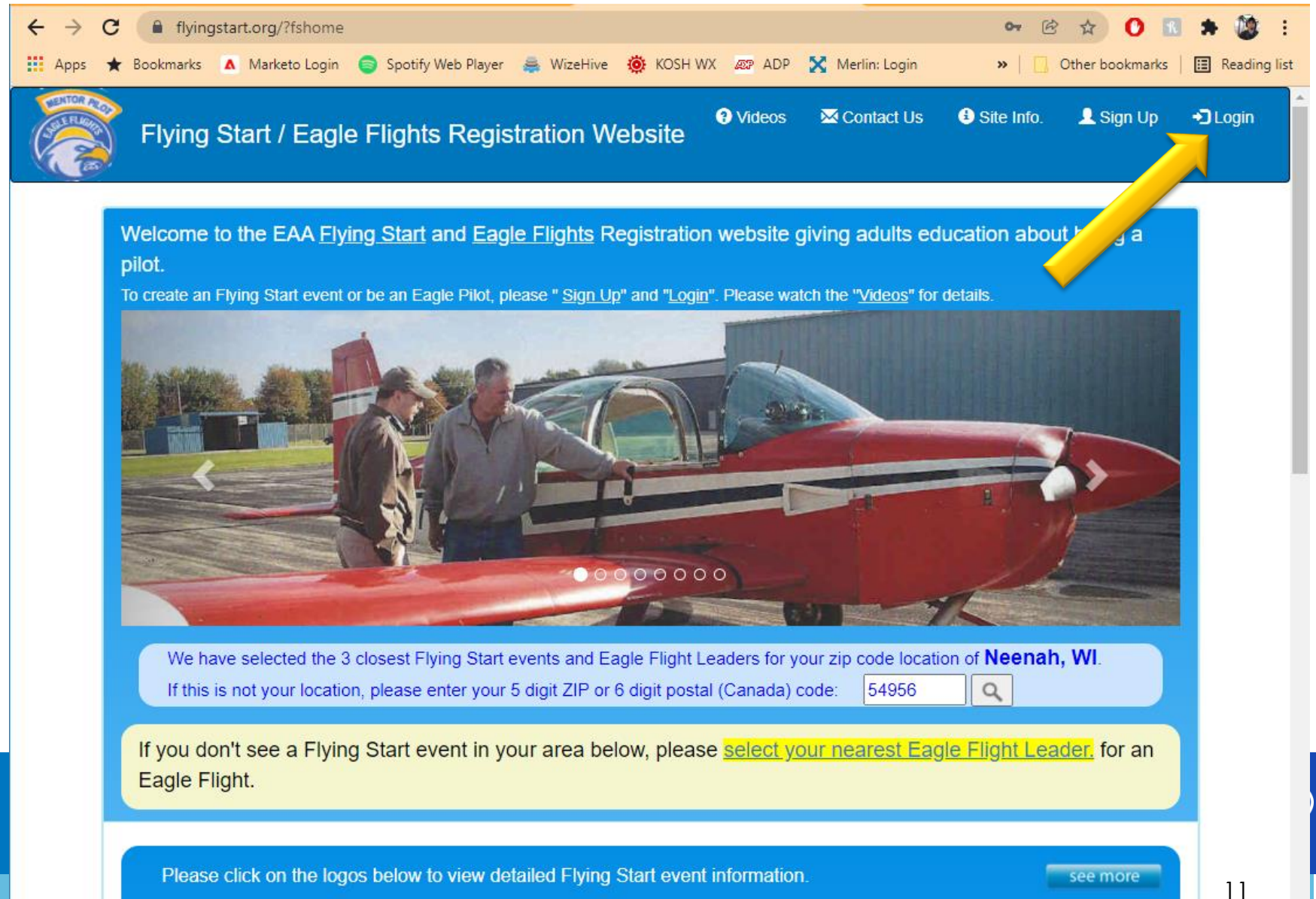
How to Create an Event

- Only Eagle Flight Leaders can create a new Flying Start event.
- Events created more than 90 days out will not show on the search page.



How to Create an Event

1. Login using your credentials.
(Same as Young Eagles Day or the EAA Builders Log)

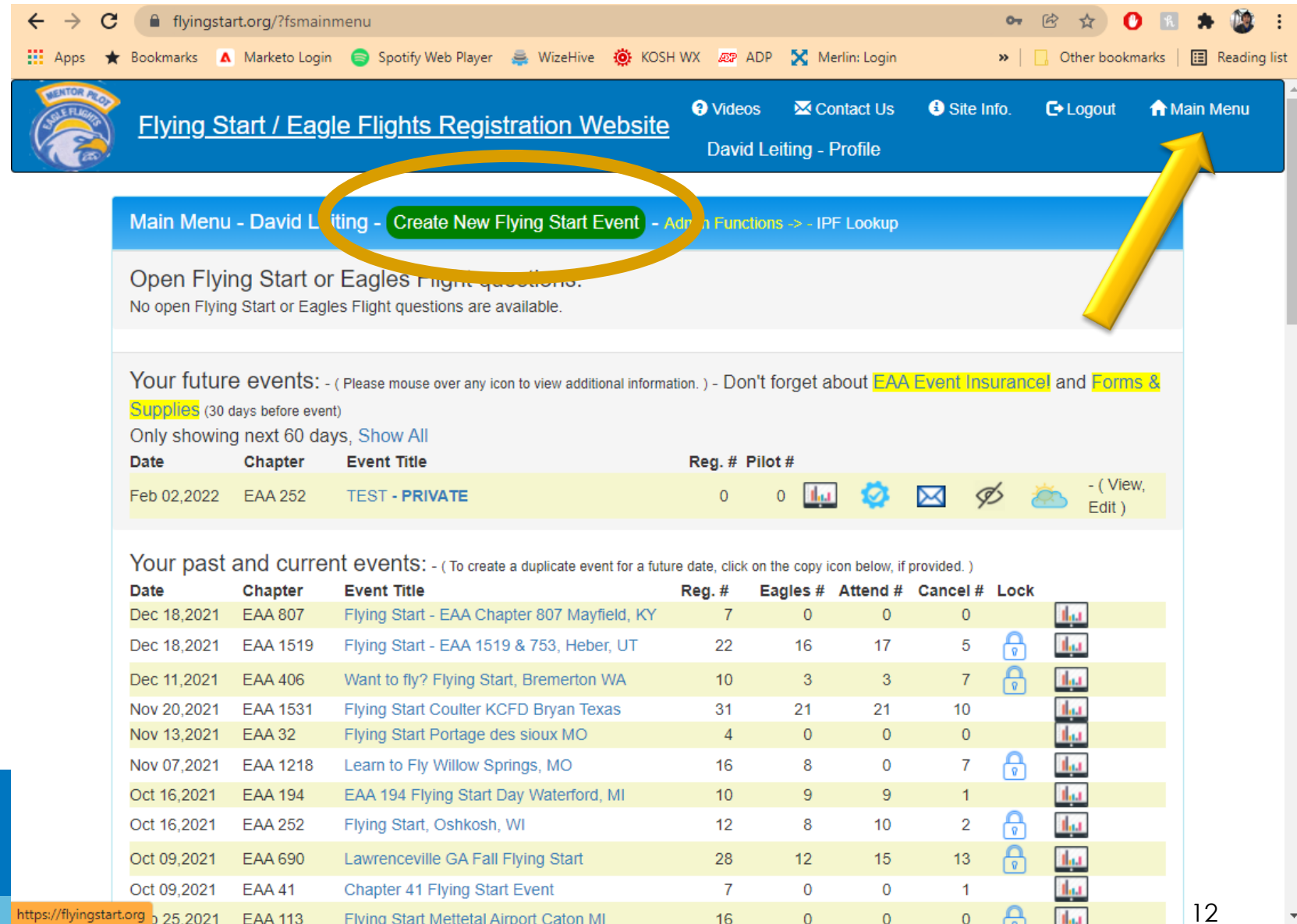


The screenshot shows a web browser window with the URL `flyingstart.org/?fshome`. The browser's address bar and tabs are visible at the top. The website's header is blue and contains the logo for "MENTOR FLIGHT EAGLE FLIGHTS" on the left, the text "Flying Start / Eagle Flights Registration Website" in the center, and navigation links for "Videos", "Contact Us", "Site Info.", "Sign Up", and "Login" on the right. A yellow arrow points to the "Login" link. Below the header, a blue banner contains the text: "Welcome to the EAA Flying Start and Eagle Flights Registration website giving adults education about being a pilot. To create an Flying Start event or be an Eagle Pilot, please 'Sign Up' and 'Login'. Please watch the 'Videos' for details." Below this banner is a large image of two men standing next to a red and white biplane on a tarmac. Below the image is a search bar with the text: "We have selected the 3 closest Flying Start events and Eagle Flight Leaders for your zip code location of **Neenah, WI**. If this is not your location, please enter your 5 digit ZIP or 6 digit postal (Canada) code: ". Below the search bar is a yellow box with the text: "If you don't see a Flying Start event in your area below, please [select your nearest Eagle Flight Leader](#) for an Eagle Flight." At the bottom of the page, there is a blue box with the text: "Please click on the logos below to view detailed Flying Start event information." and a "see more" button.

How to Create an Event

2. Click “Main Menu” in the upper right hand corner.
 - Your event planning homepage
3. Click “Create New Flying Start Event”

Helpful Hint: Hover over icons to understand the functionality



The screenshot shows the Flying Start website interface. The top navigation bar includes the logo, site name, and links for Videos, Contact Us, Site Info, Logout, and Main Menu. The 'Main Menu' link is highlighted with a yellow arrow. Below the navigation bar, a sub-menu is visible with the 'Create New Flying Start Event' button circled in yellow. The main content area displays a message about open events and a list of future events. The 'Your future events' section shows a table with columns for Date, Chapter, Event Title, Reg. #, and Pilot #. The 'Your past and current events' section shows a table with columns for Date, Chapter, Event Title, Reg. #, Eagles #, Attend #, Cancel #, and Lock.

Date	Chapter	Event Title	Reg. #	Pilot #
Feb 02,2022	EAA 252	TEST - PRIVATE	0	0

Date	Chapter	Event Title	Reg. #	Eagles #	Attend #	Cancel #	Lock
Dec 18,2021	EAA 807	Flying Start - EAA Chapter 807 Mayfield, KY	7	0	0	0	
Dec 18,2021	EAA 1519	Flying Start - EAA 1519 & 753, Heber, UT	22	16	17	5	
Dec 11,2021	EAA 406	Want to fly? Flying Start, Bremerton WA	10	3	3	7	
Nov 20,2021	EAA 1531	Flying Start Coulter KCFD Bryan Texas	31	21	21	10	
Nov 13,2021	EAA 32	Flying Start Portage des sioux MO	4	0	0	0	
Nov 07,2021	EAA 1218	Learn to Fly Willow Springs, MO	16	8	0	7	
Oct 16,2021	EAA 194	EAA 194 Flying Start Day Waterford, MI	10	9	9	1	
Oct 16,2021	EAA 252	Flying Start, Oshkosh, WI	12	8	10	2	
Oct 09,2021	EAA 690	Lawrenceville GA Fall Flying Start	28	12	15	13	
Oct 09,2021	EAA 41	Chapter 41 Flying Start Event	7	0	0	1	
25,2021	EAA 113	Flying Start Mettetal Airport Caton MI	16	0	0	0	

How to Create an Event – Chapter Info

4. Enter event information
5. Mark as private event, if you do not want the event to show up in a search.
 - A unique event URL will be created
6. Phone number listed but not email.
7. Address fields are optional.
8. Continue to Step 2 – Submit

Flying Start / Eagle Flights Registration Website
Event title: - Dec 31, 1969
David Leiting - Profile

1 Chapter Info 2 Description 3 Logo 4 Event Picture 5 Registration 6 Options 7 Finalize

--- Please click on the **GREEN** button at the bottom to enter or change any information on this page. ---

Please enter the following information to create or change event information for your Flying Start Event.

Event Title: Test Flying Start Event - Please include CITY and STATE in the title. (max 43 characters)

Chapter Type & Number: EAA 252

Chapter Website: Chapter website URL - Optional - Enter your chapter's website address (URL) - ex: "eaa724.org"

Private Event: - Yes, this is a private Flying Start Event Day. It will NOT be advertised on the home page.

Start Date & Time: mm/dd/yyyy --:-- -- **End Time:** --:-- -- - Events later than 3 months will not be displayed.

Event Time Zone: Central Time Zone

Contact Phone: (920) 426-6116

Airport Identifier: Code - Example: ATL, DFW, NYC, etc.

Young Eagles Rally Address Information - Optional - Recommend providing an address found using GPS.

Street Address: Mailing address

City: City **State:** Select State **Zip code:** Zip code


Event Directions: Short directions to your Young Eagles Event location - Optional - (Optional)


Note: All fields are required.

Continue to Step 2 - Submit

How to Create an Event – Description

9. Provide additional event description
 - Schedule of events
 - Information of flight schools/CFIs in attendance
10. Continue to Step 3 – Submit



 Flying Start / Eagle Flights Registration Website
Event title: Test - Feb 02,2022

Videos Contact Us Site Info Logout Main

David Leiting - Profile

1 Chapter Info 2 Description 3 Logo 4 Event Picture 5 Registration 6 Options 7 Finalize

-- Please click on the GREEN button at the bottom to enter or change any information on this page. --

Please provide a description and/or schedule of events for your Flying Start Event.

Flying Start event description and/or schedule.

Process to Step 3 - Submit

This text will automatically appear below your description.


Meet your Pilot
The pilots who participate in the Eagles program are local members of EAA who are volunteering their time and aircraft to make your flight possible. Each Eagles pilot is certificated with the Federal Aviation Administration or Transport Canada. Flights are conducted according to federal regulations and no aerobatic maneuvers will be performed.

What will my pre-flight be like?
First of all, your pilot will explain what you will see and do. This may include explaining how airplanes work, looking at an aeronautical chart (or map), and describing the interior of the airplane, including the instrument panel. Then comes the fun part: you get to go flying!

Safety Reminders
Safety is always top priority when it comes to aviation. Listen and follow instructions given by your pilot, stay away from the propellers, and stay with your pilot or ground crew at all times.

What will my flight be like?
You will spend about 15 to 20 minutes in the air and follow the basic steps in the flight pattern. You will experience the awesome feeling of flight that many people only dream about. Many people remember this experience for the rest of their lives. You will, too!

How to Create an Event – Logo

 Flying Start / Eagle Flights Registration Website
Event title: Test - Feb 02,2022

Videos Contact Us Site Info Logout Main Menu
David Leiting - Profile

11. Upload your own chapter logo or choose one of the existing options

12. If you upload your own, you can use drop & drag or upload from your computer

- 1 Chapter Info 2 Description 3 Logo 4 Event Picture 5 Registration 6 Options 7 Finalize

--- Please click on the GREEN button at the bottom to upload your Logo picture on this page. ---

Logo - Please click on any of the following icons or you can upload your own logo file and click the submit button.



Upload File:



Drag&Drop files here

or

Browse Files

Continue to Step 4 - Submit

How to Create an Event – Logo

13. If you upload your own, look for the “Success” icon.
- Previous logos will be overwritten



Flying Start / Eagle Flights Registration Website
Event title: Test - Feb 02,2022
Videos Contact Us Site Info Logout Main Menu
David Leiting - Profile

1 Chapter Info 2 Description 3 Logo 4 Event Picture 5 Registration 6 Options 7 Finalize

-- Please click on the GREEN button at the bottom to upload your Logo picture on this page. --

Logo - Please click on any of the following icons or you can upload your own logo file and click the submit button.

This is your current selected icon.

Upload File:


Drag&Drop files here
or
Browse Files

ONE WEEK WONI!
2018-OWW-Web-Header-550...
76.0 KB
Success 76.0 KB

Continue to Step 4 - Submit

How to Create an Event – Event Picture

14. This is the banner photo on your event/registration page
- Must be 3.5 to 1
i.e. 3500w x 1000h

 Flying Start / Eagle Flights Registration Website
Event title: Test - Feb 02,2022


Videos Contact Us Site Info Logout Main Menu
David Leiting - Profile

1 Chapter Info 2 Description 3 Logo 4 Event Picture 5 Registration 6 Options 7 Finalize


--- Please click on the GREEN button at the bottom to upload your Site picture on this page. ---

Upload your Flying Start or Eagles Flight Picture for your Event or click the submit button for default picture.
--- Please use a picture that has about an 3.5 to 1 aspect ratio (3.5 times wider than high) --- [Use default Event Picture](#)

This is your default site picture.



Upload File:


Drag&Drop files here
or
[Browse Files](#)

[Continue to Step 5 - Submit](#)

How to Create an Event – Registration

15. Specify registration opening and closing

16. Specify those with update permission.
• I.e. update the event

17. Read permission is “read only”
• Pilots and volunteers automatically have this view

18. Set maximum number of registrants

Flying Start / Eagle Flights Registration Website
Event title: Test - Feb 02, 2022
David Leiting - Profile

1 Chapter Info 2 Description 3 Logo 4 Event Picture 5 Registration 6 Options 7 Finalize

--- Please click on the GREEN button at the bottom to enter or change any information on this page. ---

Please enter your Flying Start Registration Times & Deadlines / Permissions.

Online Registration Opens: 02/01/2022 01:00 AM

Online Registration Closes: 02/02/2022 06:00 PM

Update Permission: dleiting@eaa.org - (Enter person's email, one per line)

Note: All update people must complete the EAA Youth Protection program.

Read Permission: Enter person's email, one per line - (Enter person's email, one per line)

Note: All pilots and volunteers for this event will automatically have read permission.

Maximum # of adults? 0 - (blank = no limit of Flying Start Registrations)

Continue to Step 6 - Submit

NOTE: This information is strictly used for the [Eagle Flights Program](#) within the [EAA organization](#). - [Policy](#) - © Copyright 2022 Brevard Web Pro, Inc.

How to Create an Event – Options

19. Airport name

20. Home page will display the number of people registered

Flying Start / Eagle Flights Registration Website
Event title: Test - Feb 02, 2022
David Leiting - Profile

1 Chapter Info 2 Description 3 Logo 4 Event Picture 5 Registration 6 Options 7 Finalize

-- Please click on the GREEN button at the bottom to enter or change any information on this page. --

Please enter your Flying Start event options.

Airport Name: - (Optional) - You can change the default name of the Airport, if you want (max 30 characters).

Display registered adults: - Display the number of registered adults on your Home Page event.

Continue to Step 7 - Submit

NOTE: This information is strictly used for the [Eagle Flights Program](#) within the [EAA organization](#). - [Policy](#) - © Copyright 2022 Brevard Web Pro, Inc.

How to Create an Event – Finalize

Flying Start / Eagle Flights Registration Website
Event title: Test - Feb 02, 2022

Videos Contact Us Site Info Logout Main Menu
David Leiting - Profile

1 Chapter Info 2 Description 3 Logo 4 Event Picture 5 Registration 6 Options 7 Finalize

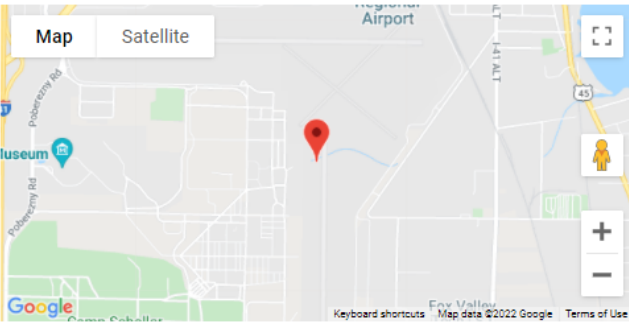
--- Please click on the GREEN button at the bottom to SUBMIT your event. ---

Finalize and Submit your Flying Start Event.
Please review all information below and submit the button at the bottom to register your Flying Start event.
Don't forget to apply for your [EAA Event Insurance!](#) - 30 days before your event.

Event Title: Test
EAA Chapter: EAA - 252
Airport Code: KOSH - Wittman Regional Airport
Event Date: Feb 2, 2022 (Wednesday) - TIME: 9:00 am - 11:00 am
Contact Info: David Leiting - dleiting@eaa.org - 920-426-6116
Max. # of adults: 0
Checkbox Options:
Registration: Feb 1, 2022 (Tuesday) - 1:00 am -- TO -- Feb 2, 2022 (Wednesday) - 6:00 pm
Description: No description provided.

Event Location:

Latitude: 43.9844017
Longitude: -88.55699921
Change location
Reset location



If you need to update any information, please click on the black circles at the top of this page for that section.

Finalize and Register your Flying Start/Eagle Flight event - Submit

21. Review event information

- If edits are needed, you can navigate using the tabs

22. Click “Finalize and Register...”

How to Create an Event – Event Submitted



Your event has been submitted and is online now. Thank you.
... Don't forget to apply for your [EAA Event Insurance!](#) ...

Welcome to the EAA [Flying Start](#) and [Eagle Flights](#) Registration website giving adults education about being a pilot.
To create an Flying Start event or be an Eagle Pilot, please "[Sign Up](#)" and "[Login](#)". Please watch the "[Videos](#)" for details.



Remember to file for your EAA Event Insurance, at least 30 days prior to your event!

Flying Start Online Registration



How to Register Volunteers
and Volunteer Eagle Pilots

How to Register Volunteers and Volunteer Pilots

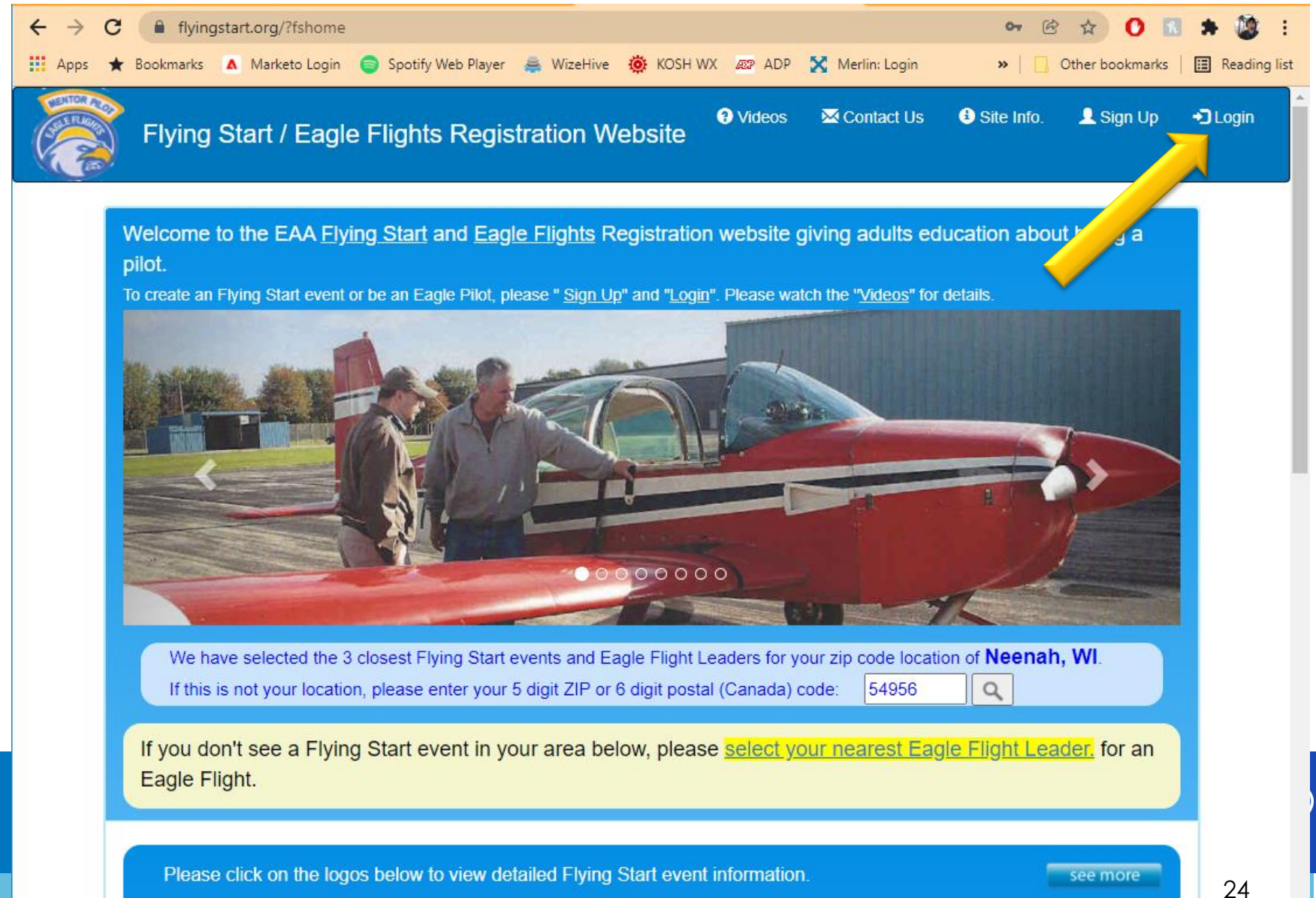
- Chapter Eagle Flight Leaders can register volunteers and volunteer pilots
- Those assigned “Update Permissions” can also register volunteer and volunteer pilots



Flying Start[®]

Registering Volunteers and Volunteer Pilots

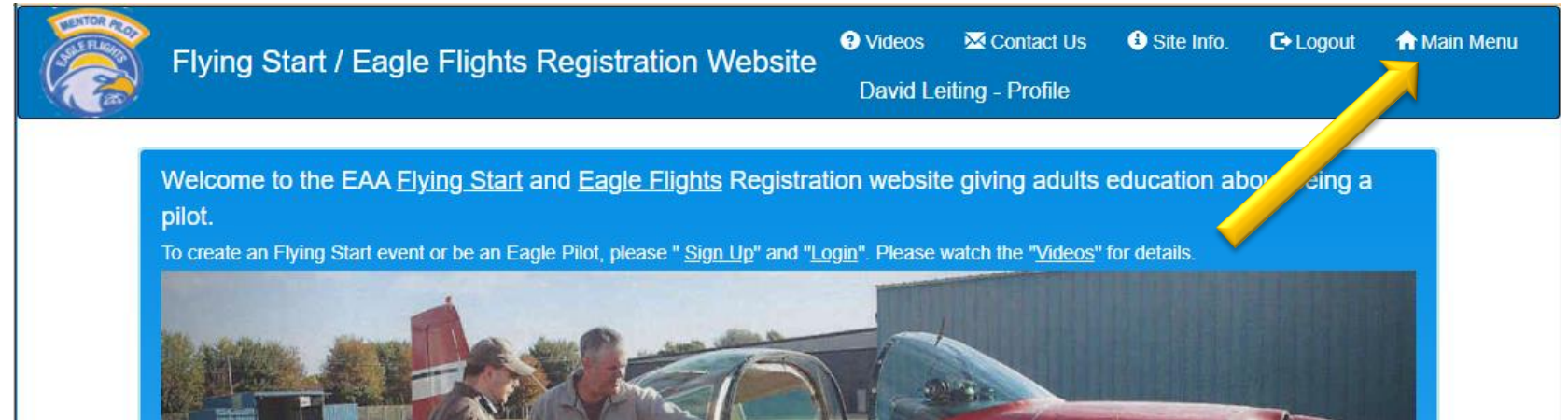
1. Login using your credentials.
(Same as YEDay and EAA Builders Log)



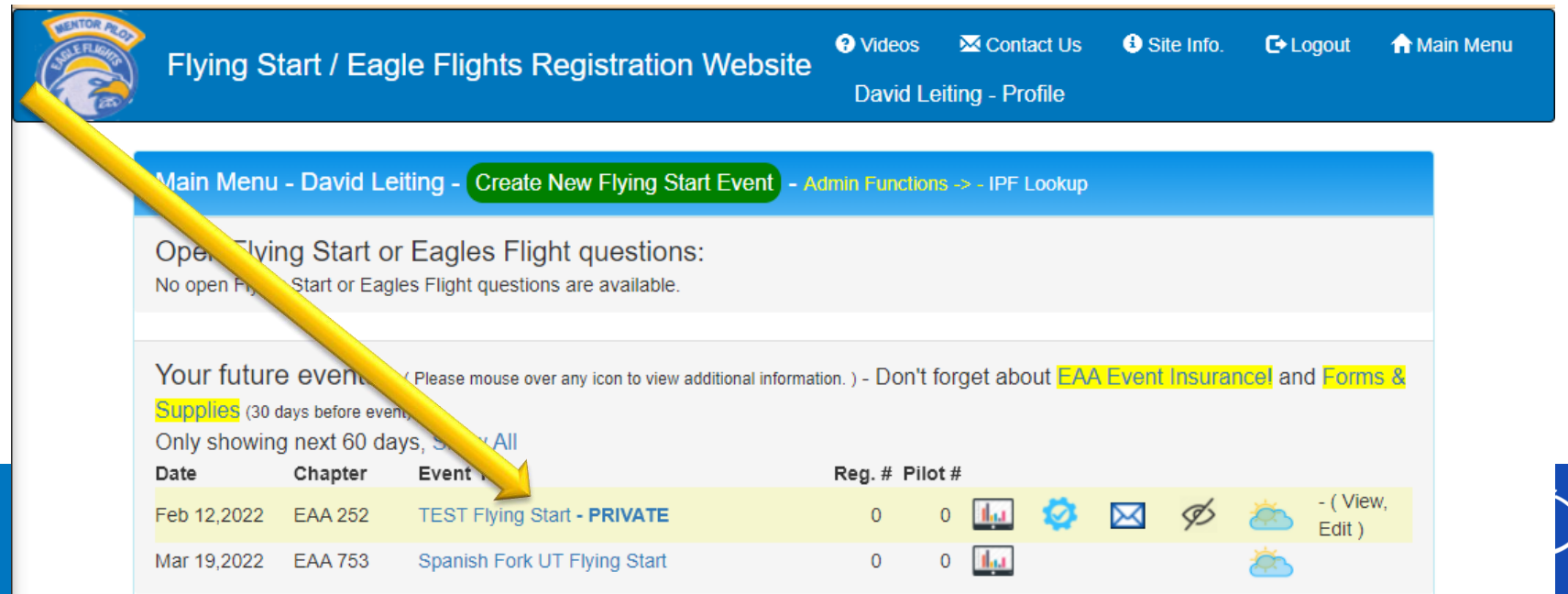
The screenshot shows a web browser window with the URL `flyingstart.org/?fshome`. The browser's address bar and tabs are visible at the top. The website's header is blue and contains the logo for "MENTOR FLIGHT EAGLE FLIGHTS" on the left, the text "Flying Start / Eagle Flights Registration Website" in the center, and navigation links for "Videos", "Contact Us", "Site Info.", "Sign Up", and "Login" on the right. A yellow arrow points to the "Login" link. Below the header, a blue banner contains the text: "Welcome to the EAA Flying Start and Eagle Flights Registration website giving adults education about being a pilot. To create an Flying Start event or be an Eagle Pilot, please 'Sign Up' and 'Login'. Please watch the 'Videos' for details." Below the banner is a large image of two men standing next to a red and white biplane on a tarmac. Below the image is a light blue box with the text: "We have selected the 3 closest Flying Start events and Eagle Flight Leaders for your zip code location of **Neenah, WI**. If this is not your location, please enter your 5 digit ZIP or 6 digit postal (Canada) code: ". Below this is a yellow box with the text: "If you don't see a Flying Start event in your area below, please [select your nearest Eagle Flight Leader](#) for an Eagle Flight." At the bottom of the page, a blue box contains the text: "Please click on the logos below to view detailed Flying Start event information." and a "see more" button.

Registering Volunteers and Volunteer Pilots

2. Visit the Main Menu on FlyingStart.org



3. Click on your upcoming event



Registering Volunteers and Volunteer Pilots

4. Navigate to the "Register Pilots" tab

The screenshot shows the 'Flying Start / Eagle Flights Registration Website' interface. The top navigation bar includes links for Videos, Contact Us, Site Info, Logout, and Main Menu. The event title is 'TEST Flying Start - Feb 12, 2022' and the user profile is 'David Leiting - Profile'. A series of tabs are visible: Pre-Reg. Report, Register Pilots (highlighted with a yellow arrow), Ground Volunteers, Check-In/Print Reg., Final Report, Email Functions, Eagle Flt Requests, and Update Event. Below the tabs, there is a section for 'Pre-Registration information for your "TEST Flying Start" event at Wittman Regional Airport on Feb 12, 2022'. It includes a direct URL for adults to register: <https://flyingstart.org?336> and a 'Printable Event Report' button. A QR code is also present. A green banner displays registration statistics: 'Flying Start List - Pre-Registration Totals: - Registered = 0 - Confirmed = 0 - Cancelled = 0'. At the bottom, there are two charts: 'Registered by age and gender' and 'Registrations for last 30 days by gender (before event date)'. Both charts show zero registrations for both Female and Male across all age groups and days.

Registering Volunteers and Volunteer Pilots

5. Check the names of the pilots you'd like to invite
6. Click "Assign the check pilots to this event – Submit"
7. Pink section can be used to search for users from other chapters
8. Yellow section can be used to invite new users to the site

Flying Start / Eagle Flights Registration Website

David Leiting - Profile

Pre-Reg. Report Register Pilots Ground Volunteers Check-In/ Print Reg. Final Report Email Functions Eagle Flt Requests Update Event

This page will manage your pilots for your Flying Start event, including assigning, inviting and search other chapters.
Please note: when assigning pilots to this event, an email will be sent to that pilot to confirm or cancel.
If a pilot needs to change their airplane, click on the pilots name below and enter that airplane. This will not change the users record, only the event record.

List of pilots: - Total # of pilots: 0, Est # of Flight Seats: 0. - Click the name of the pilot below to modify event record.

No pilots have been assigned to this Flying Start Day. Please use the sections below to add pilots

Note: Membership expiration and Youth Protection Dates are retrieved from EAA Headquarters.

Registered users belonging to your chapter but are not assigned to this event. - Total # of pilots: 10, # of seats: 24.

Pilot Name	Email address	N-Number	Plane type	Seats	Hours	Flights
<input type="checkbox"/>				3	100	10
<input type="checkbox"/>			Cessna 182	3	250	10
<input type="checkbox"/>			Cessna 172	1	150	5
<input type="checkbox"/>			Piper Arrow IV Turbo	3	250	6
<input type="checkbox"/>			Cessna 182	3	250	8
<input type="checkbox"/>			Decathlon	1	250	10
<input type="checkbox"/>			BE 35	3	200	10
<input type="checkbox"/>			C172	1	250	10
<input type="checkbox"/>			Cessna 210	3	250	10
<input type="checkbox"/>			PA28R-200	3	150	5

Assign the checked pilots to this event - Submit

Search for other sign up/registered pilots to be assigned to this event.

Search [] - Please enter the email address, chapter number or persons name (either first or last) to search. (3 characters minimum)

Send an email to invite other pilots that have NOT used this website before.


First & Last Name [] - Email Address [] - Please enter the pilots name and email address.

Send email to this pilot to invite for this event - Submit



Registering Volunteers and Volunteer Pilots

9. Confirmation view of invites


Flying Start / Eagle Flights Registration Website

[Videos](#) [Contact Us](#) [Site Info.](#) [Logout](#) [Main Me](#)

Event title: TEST Flying Start - Feb 12,2022
David Leiting - Profile

Sent=dleiting@eaa.org, Subj=Flying Start/Eagle Flights - Rally on February 12,2022
 Sent=tbogenhagen@eaa.org, Subj=Flying Start/Eagle Flights - Rally on February 12,2022
 Sent=don@eaa724.org, Subj=Flying Start/Eagle Flights - Rally on February 12,2022

Pre-Reg. Report
Register Pilots
Ground Volunteers
Check-In/ Print Reg.
Final Report
Email Functions
Eagle Flt Requests
Update Event

This page will manage your pilots for your Flying Start event, including assigning, inviting and search other chapters.
 Please note: when assigning pilots to this event, an email will be sent to that pilot to confirm or cancel.
 If a pilot needs to change their airplane, click on the pilots name below and enter that airplane. This will not change the users record, only the event record.

List of pilots: - Total # of pilots: 3, Est # of Flight Seats: 14. - Click the name of the pilot below to modify event record.

INVITED PILOTS	Email address	N-Number	Plane type	Flights	EAA Number	EAA Member	Confirmed	Print Pilot Name Tags
Sort: First Last								
David Leiting	dleiting@eaa.org	N6YE	RV-6A	5	579157	✔	⊕	Cancel
Don White	don@eaa724.org	N55KD	Searey	8		✔	⊕	Cancel
Timm Bogenhagen	tbogenhagen@eaa.org	161TB	Challenger II	1	379292	✔	⊕	Cancel

Registering Volunteers and Volunteer Pilots

10. Click “Cancel” on far right to uninvited pilots

11. Date of confirmation is displayed on the right column

- Manual confirmation options as well

12. EAA membership status shown with green checkmark or red highlighted note. Click “ReCheck Now” to verify

INVITED PILOTS

Sort: First Last	Email address	N-Number	Plane type	Flights	EAA Number	EAA Member	Confirmed	Print Pilot Name Tags
David Leiting	dleiting@eaa.org	N6YE	RV-6A	5	579157	✓	Feb 2, 2022	Cancel
Don White	don@eaa724.org	N55KD	Searey	8		✓	⊕	Cancel
Timm Bogenhagen	tbogenhagen@eaa.org	161TB	Challenger II	1	379292	✓	⊕	Cancel

CANCELLED PILOTS

Email address	N-Number	Plane type	Seats	EAA Member	Cancelled	
Test Leiting	dlete47@gmail.com	N2018	RV-12is	1	✓	Re-Invite

Note: Membership expiration and Youth Protection Dates are retrieved from EAA Headquarters.

INVITED PILOTS

Sort: First Last	Email address	N-Number	Plane type	Flights	EAA Number	EAA Member	Confirmed	Print Pilot Name Tags
[Redacted]	[Redacted]	hyperbype		1	[Redacted]	✗	⊕	Cancel


Note: Please confirm with the above pilot about a current EAA Membership. - ReCheck Now

Registering Volunteers and Volunteer Pilots

13. Confirmation email sent to pilots

14. Have pilots check their spam/junk folders

15. Response to this email triggers confirmation or cancelation on “Register Pilots” tab



Flying Start / Eagle Flight - Pilot/Volunteer Confirmation

Please do not reply to this email address. Submit questions using the ["Contact Us"](#) website link.

Hi David,

You are receiving this email to confirm or cancel your interest as being an Eagle Pilot for the following Flying Start event.

Airport: Wittman Regional Airport
Event: TEST Flying Start
Date: February 12, 2022
Time: 9:00 am - 11:00 am
Chapter: EAA 252

Please click one of these two buttons to either confirm or cancel your interest to be an Eagle Pilot:

If you have any questions or comments, please contact the Eagle Flight Leader:

Name: David Leiting
Phone: 920-426-6116 **Email:** dleiting@eaa.org

Registering Volunteers and Volunteer Pilots

16. Process for the Ground Volunteers is identical.

17. Click into the Ground Volunteers tab and follow the same steps for registering pilots.

The screenshot displays the 'Ground Volunteers' tab in a web application. At the top, a navigation bar includes tabs for 'Pre-Reg. Report', 'Register Pilots', 'Ground Volunteers' (which is active), 'Check-In/Print Reg.', 'Final Report', 'Email Functions', 'Eagle Fit Requests', and 'Update Event'. Below the navigation, a light blue banner states: 'This page will manage your ground volunteers for your Eagle Flight Day. Please note: when assigning ground volunteers to this event, an email will be sent to that volunteer to confirm or cancel.' The main content area shows 'List of ground volunteers for your Eagle Flight Day - Total # of ground volunteers: 0.' A yellow highlighted box contains the text: 'No ground volunteers have been assigned for this Eagle Flight Day event.' Below this, a note reads: 'Note: Membership expiration and Youth Protection Dates are retrieved from EAA Headquarters. **Not required for Ground Volunteers**.' A green section titled 'Registered users belonging to your chapter but are not assigned to this event. - Total # of volunteers: 22.' contains a table with columns 'Volunteer Name', 'Email address', and 'Volunteer Role'. The table content is obscured by a large grey box with the text 'Blurred for privacy'. Below the table is a green button: 'Assign the checked volunteers to this event - Submit'. A pink section contains a search bar with the text: 'Search for other registered users to be assigned to this event.' and a search icon. Below the search bar is a yellow section with the text: 'Send an email to invite other ground volunteers that have NOT used this website before..' and a form with fields for 'First & Last Name' and 'Email Address', followed by a green button: 'Send email to this volunteer to invite for this event - Submit'.



Flying Start Online Registration



Checking in Participants and
Finalize an Event

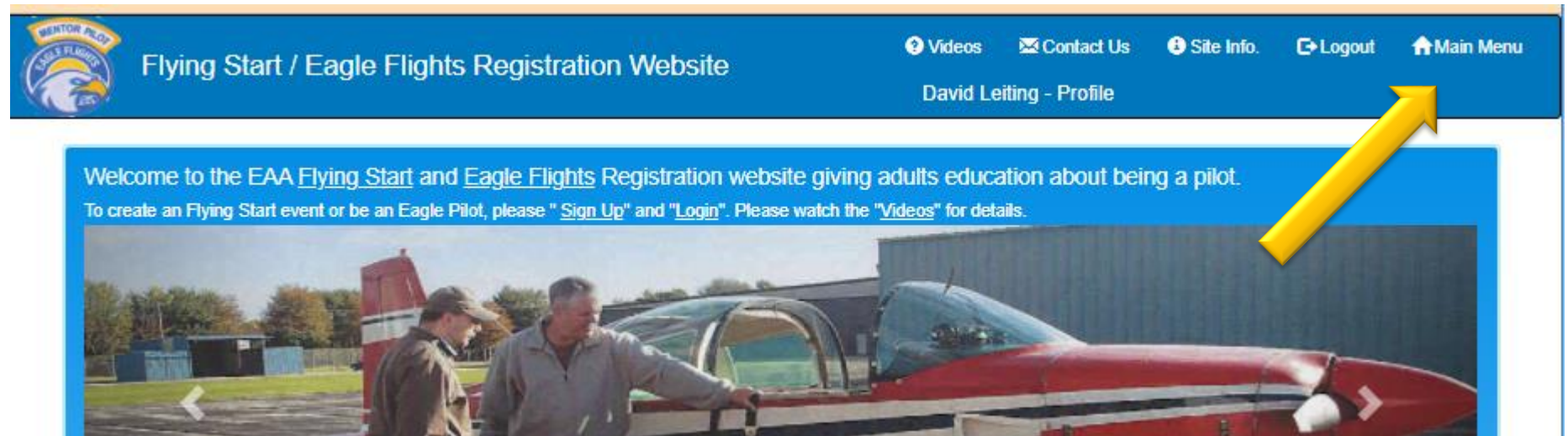
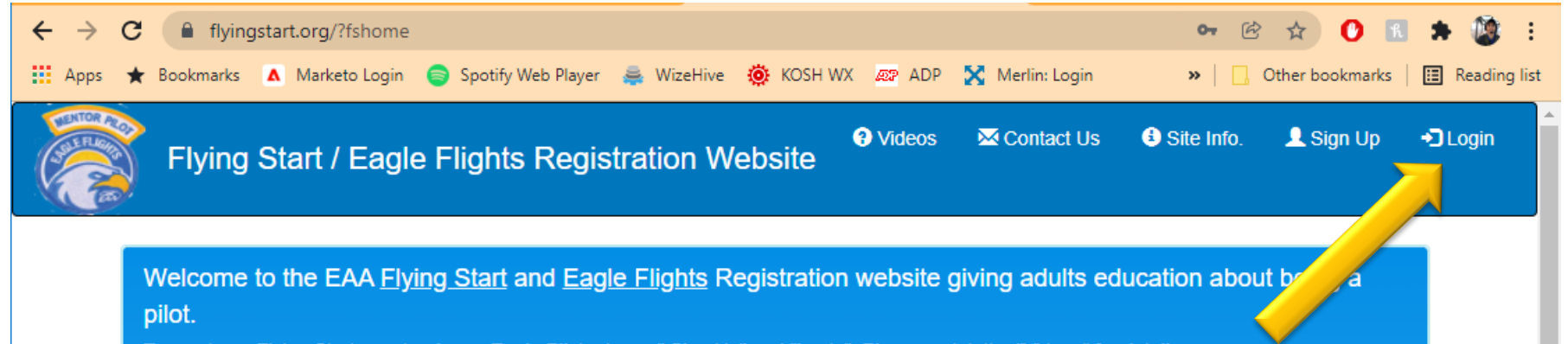
How to Check in Participants and Close an Event

- Chapter Eagle Flight Leaders and those assigned “Update Permissions” can check-in participants.
- This step is required to trigger free 6-month membership
- Can also track Eagle Flights (optional)




Checking in Participants

1. Login and navigate to the main menu.



Checking in Participants

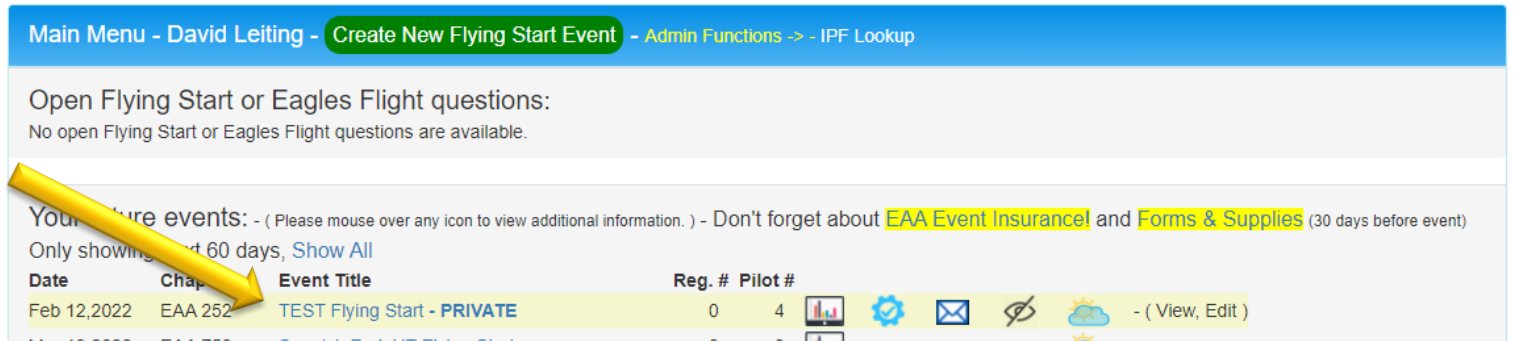


Mentor Pilot
Eagle Flights
Flying Start / Eagle Flights Registration Website

Videos Contact Us Site Info Logout

David Leiting - Profile

2. Click on your upcoming event.



Main Menu - David Leiting - **Create New Flying Start Event** - Admin Functions -> - IPF Lookup

Open Flying Start or Eagles Flight questions:
No open Flying Start or Eagles Flight questions are available.

Your future events: - (Please mouse over any icon to view additional information.) - Don't forget about [EAA Event Insurance!](#) and [Forms & Supplies](#) (30 days before event)
Only showing next 60 days, [Show All](#)

Date	Chap	Event Title	Reg. #	Pilot #	
Feb 12, 2022	EAA 252	TEST Flying Start - PRIVATE	0	4	

3. Click on "Check-In/Print Reg." tab

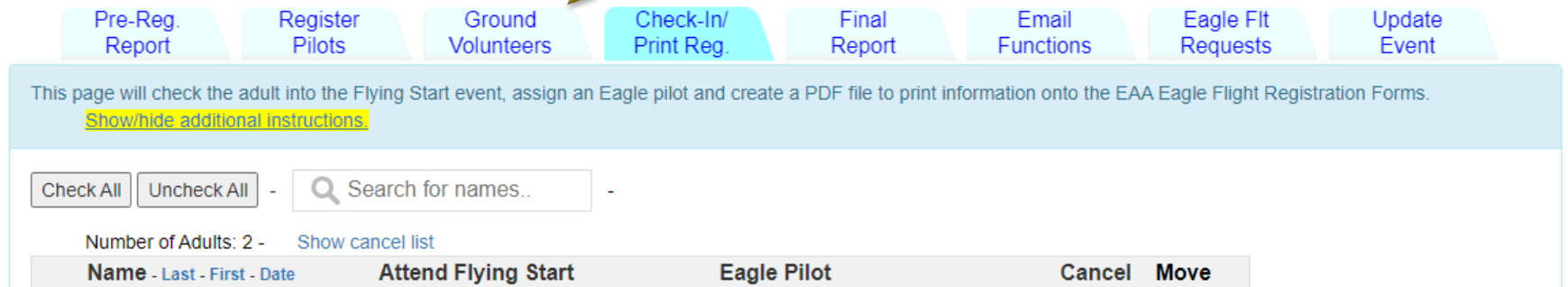


Mentor Pilot
Eagle Flights
Flying Start / Eagle Flights Registration Website

Event title: TEST Flying Start - Feb 12, 2022

Videos Contact Us Site Info Logout Main Menu

David Leiting - Profile




This page will check the adult into the Flying Start event, assign an Eagle pilot and create a PDF file to print information onto the EAA Eagle Flight Registration Forms.
[Show/hide additional instructions.](#)

Check All Uncheck All - Search for names.. -

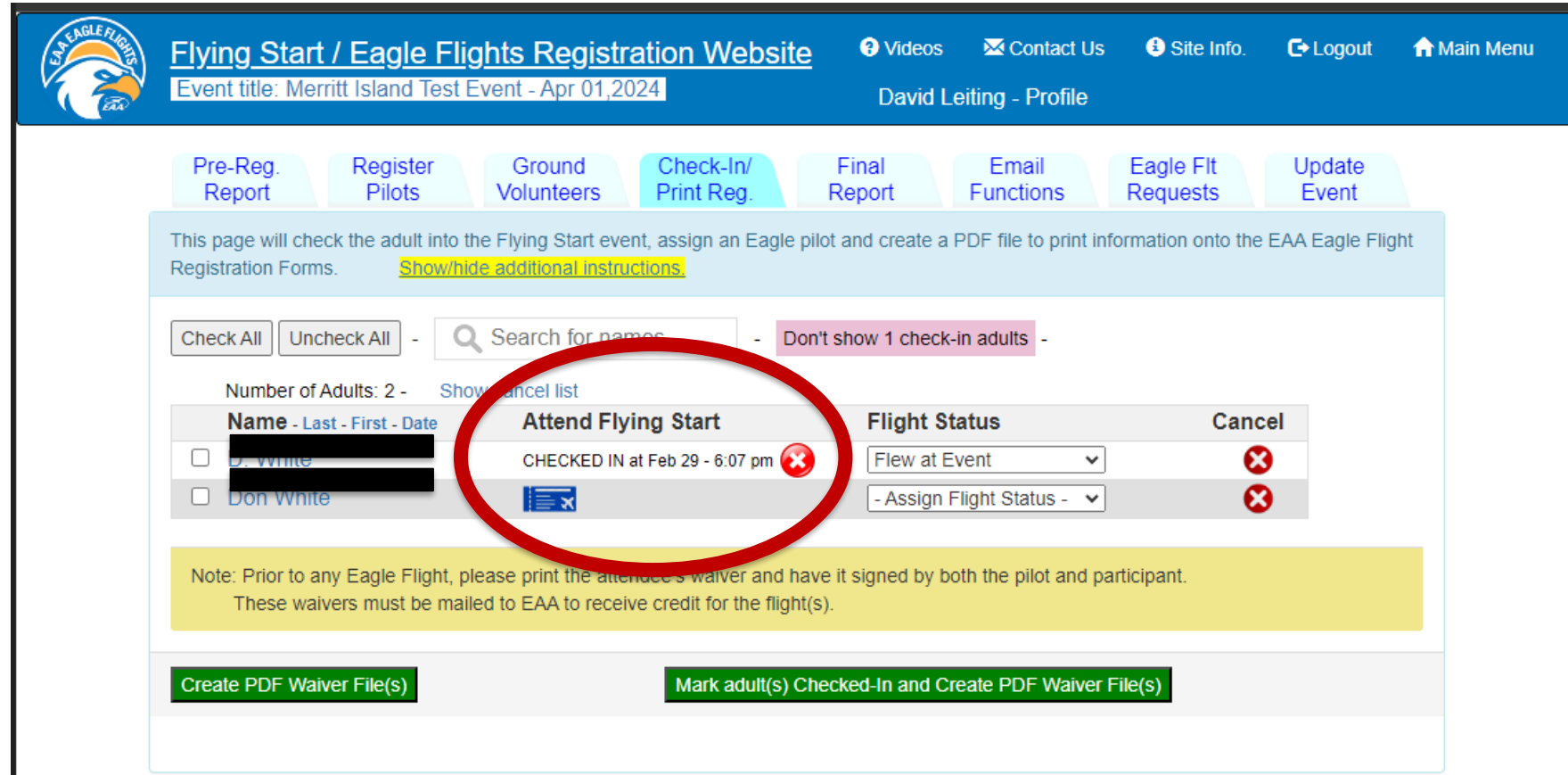
Number of Adults: 2 - [Show cancel list](#)

Name - Last - First - Date	Attend Flying Start	Eagle Pilot	Cancel	Move
----------------------------	---------------------	-------------	--------	------

Checking in Participants

4. Click  icon to mark an individual as attended.

Critical step to ensure attendees get free 6-month trial membership



The screenshot shows the 'Flying Start / Eagle Flights Registration Website' interface. The event title is 'Merritt Island Test Event - Apr 01, 2024'. The user is logged in as 'David Leiting - Profile'. The navigation menu includes 'Pre-Reg Report', 'Register Pilots', 'Ground Volunteers', 'Check-In/Print Reg.', 'Final Report', 'Email Functions', 'Eagle Fit Requests', and 'Update Event'. The main content area displays a table of participants with columns for 'Name - Last - First - Date', 'Attend Flying Start', 'Flight Status', and 'Cancel'. The first row shows a participant with a red 'X' icon in the 'Attend Flying Start' column, indicating they are checked in. A red circle highlights this icon. Below the table, there is a note about waivers and two buttons: 'Create PDF Waiver File(s)' and 'Mark adult(s) Checked-In and Create PDF Waiver File(s)'.





Flying Start / Eagle Flights Registration Website
Event title: Merritt Island Test Event - Apr 01, 2024
David Leiting - Profile

Pre-Reg Report Register Pilots Ground Volunteers **Check-In/Print Reg.** Final Report Email Functions Eagle Fit Requests Update Event

This page will check the adult into the Flying Start event, assign an Eagle pilot and create a PDF file to print information onto the EAA Eagle Flight Registration Forms. [Show/hide additional instructions.](#)

Check All Uncheck All - Search for names - Don't show 1 check-in adults -

Number of Adults: 2 - [Show cancel list](#)

Name - Last - First - Date	Attend Flying Start	Flight Status	Cancel
<input type="checkbox"/> [Redacted]	<input checked="" type="checkbox"/> CHECKED IN at Feb 29 - 6:07 pm 	Flew at Event	
<input type="checkbox"/> Don White		- Assign Flight Status -	

Note: Prior to any Eagle Flight, please print the attendee's waiver and have it signed by both the pilot and participant. These waivers must be mailed to EAA to receive credit for the flight(s).

Create PDF Waiver File(s) Mark adult(s) Checked-In and Create PDF Waiver File(s)

Helpful hint: Hovering your mouse over icons will let you know what they mean or the function of the icon.

Printing Eagle Flight Waivers

5. Print the Eagle Flight Waivers

- Check the names, and click “Create PDF Waiver File(s)”
- Required if taking Eagle Flights
- In a pinch, feel free to use standard two-sided Eagle Flight waivers

Flying Start / Eagle Flights Registration Website
Event title: TEST - Feb 21, 2024
David Leiting - Profile

Pre-Reg. Report | Register Pilots | Ground Volunteers | **Check-In/Print Reg.** | Final Report | Email Functions | Eagle Flt Requests | Update Event

This page will check the adult into the Flying Start event, assign an Eagle pilot and create a PDF file to print information onto the EAA Eagle Flight Registration Forms. [Show/hide additional instructions.](#)

Check All Uncheck All - Search for names.. - Don't show 2 check-in adults -

Number of Adults: 2 - [Show cancel list](#)

Name - Last - First - Date	Attend Flying Start	Flight Status	Cancel
<input checked="" type="checkbox"/> Miller Leiting	CHECKED IN at Feb 21 - 11:03 am <input checked="" type="checkbox"/>	Flew at Event	<input checked="" type="checkbox"/>
<input checked="" type="checkbox"/> Samantha Olson	CHECKED IN at Feb 21 - 11:03 am <input checked="" type="checkbox"/>	Future Flight Scheduled	<input checked="" type="checkbox"/>

Note: Prior to any Eagle Flight, please print the attendee's waiver and have it signed by both the pilot and participant. These waivers must be mailed to EAA to receive credit for the flight(s).

Create PDF Waiver File(s) **Mark adult(s) Checked-In and Create PDF Waiver File(s)**

Providing Eagle Flights

6. Complete Eagle Flight Waiver

- Waiver **MUST** be signed prior to the flights
- Signed by participant and volunteer
- In a pinch, feel free to use standard two-sided Eagle Flight waivers



Online Waiver

Registration ID: F674.102
AAA® EAGLE FLIGHTS® PROGRAM

ADULT PARTICIPANT - AGREEMENT TO WAIVE LIABILITY, ASSUME RISK AND INDEMNIFY

I, the individual and passenger signing this Agreement to Waive Liability, Assume Risk and Indemnify (the "Agreement"), wish to attend and participate in the Experimental Aircraft Association, Inc. ("EAA") Eagle Flights program, which includes riding in an airplane. In consideration for being allowed to take part in the Eagle Flights program, I agree as follows:

I am aware of and understand the following:

- The Eagle Flights program is conducted by volunteer, non-professional pilots who are licensed by the Federal Aviation Administration ("FAA") or Transport Canada ("TC"). These volunteer pilots fly a wide variety of aircraft that are also licensed by the FAA or TC. I have been provided the opportunity to evaluate the airplane and pilot and I have determined that both are fit for flight.
- Flying in airplanes and being around airplanes involves risks. Serious injury or death can result from many causes, including without limitation airplane crashes, falls, pilot error, ground crew error, engine or mechanical failure, negligent maintenance, defects in runways, interference by wildlife and other objects, difficult search and rescue conditions, inadequate emergency response, weather or terrain conditions, contaminated fuel, or hard or forced landings. Injuries could be minor such as bruises, scratches and sprains, major such as eye injuries, broken bones or concussions, or catastrophic such as paralysis, severe burns or death.
- The Eagle Flights program that I have chosen to participate in may not have trained medical personnel on-site or on call.

Assumption of Risk, Agreement to Waive Liability and Not to Sue. I (for myself, heirs, family members, issue, personal representatives, executors, administrators and assigns) hereby: (1) assume all risks and full responsibility for any injury or death arising from my participation in the Eagle Flights program, including being on airport ramp areas that may be active, being around aircraft that may be operating and riding in an airplane with a pilot who may not be known to me; and (2) hereby irrevocably release and discharge: (a) Experimental Aircraft Association, Inc.; (b) EAA Aviation Foundation, Inc. ("Foundation"); and (c) the officers, directors, members, chapters, employees, agents, divisions, affiliates, insurers and volunteers (including pilots, owners and operators of airplanes used in the Eagle Flights program) of each of those entities and/or individuals, as applicable (collectively, the "Releasees") from, and agree not to sue the Releasees or any of them for, any and all claims against any of the Releasees for any injury or death arising from my participation in the Eagle Flights program. This release, discharge and agreement not to sue applies to all legal rights, including those resulting from any negligence of Releasees, other than those resulting from the gross negligence or willful misconduct of such Releasees.

Indemnification and Hold Harmless. I agree to indemnify and hold the Releasees harmless from and against any and all claims, suits, proceedings, expenses, costs, damages, and liabilities, including attorney's fees, incurred, brought or threatened as a result of or arising out of my participation in the Eagle Flights program. This duty to indemnify and hold the Releasees harmless applies even if any of the Releasees is negligent; however, indemnification of any Releasee is not required if such Releasee is grossly negligent or has engaged in willful misconduct.

No Representations. In entering into this Agreement and deciding to participate in the Eagle Flights program, I have not relied upon any representations statements (including without limitation those that may be contained in marketing, advertising or promotional materials) made by EAA, Foundation or any of the other Releasees which are not specifically set forth herein.

Consent and Fitness. I am at least 18 years old (or, 19 years old if a resident of Alabama or Nebraska, 21 years old if a resident of Mississippi) and know how to read and understand the English language sufficiently to fully understand this Agreement and to appreciate its nature and consequences. I acknowledge that participation in the Eagle Flights program involves risks and I am choosing to participate in the program with full knowledge of those risks. I represent and warrant that I am, and will be, sufficiently healthy and fit to participate in the Eagle Flights program, including riding in an airplane and, to the best of my knowledge, do not have any physical, mental or emotional infirmity or chronic ailment or injury of any nature that would limit my ability to participate or that would render my participation unsafe.

Legal Advice: Right to Bargain. I know that I can talk to my legal advisor about this Agreement and I have either done so or have chosen not to. I understand that I have the right and have been given the opportunity to object to and bargain about the provisions of this Agreement.

I am voluntarily signing this Agreement and intend it to be the unconditional release of all liability to the greatest extent allowed by law.

IMPORTANT: BEFORE SIGNING, CAREFULLY READ THIS ENTIRE AGREEMENT.

If an accident were to occur then, by signing this Agreement, you would be voluntarily giving up legal rights and providing an unconditional release of all liability to the greatest extent allowed by law. If any part of this Agreement is held invalid, the rest of the provisions shall remain in effect. If you do not understand anything in this Agreement, you should NOT sign it.

Participant's Signature _____ Date **February 21, 2024**

Miller Leiting
Print Participant's Name

Pilot Certification. I hereby certify that I meet the following guidelines for participation in EAA's Eagle Flights® Program: I am a current EAA member; I hold a pilot certificate and valid medical certificate (if applicable); I am current in the aircraft that I will fly and have a current flight review. I also have passenger liability insurance, and the aircraft that I will fly is in airworthy condition.

Pilot's Signature _____ Pilot's EAA No. _____
Print Pilot's Name _____ Date **February 21, 2024**

Rev. 06/2023

Two-Sided Waiver (REV 05/2023)

REMOVE AND SIGN BEFORE FLIGHT REV: 05/2023

EAA Eagle Flights® Registration Form

PLEASE PRINT: A B C D E F G H I J K L M N O P Q R S T U V W X Y Z 0 1 2 3 4 5 6 7 8 9

EAA Eagle Flights Participant Information

Complete the upper portion of this form (outlined in gray) in blue or black ink, and give it to your Eagle Flights volunteer pilot. Please read and sign the reverse side of this document before the flight.

LAST NAME	FIRST NAME	MIDDLE INITIAL
ADDRESS	CITY	STATE/PROVINCE
DATE OF BIRTH (MM/DD/YY)	TELEPHONE	ZIP/POSTAL CODE
E-MAIL		Participant must be 18 years of age or older.

EAA Eagle Flights Pilot Information

Complete the lower portion of this form (outlined in blue) and **MAKE SURE THE REVERSE SIDE IS SIGNED BEFORE THE FLIGHT.** Please mail the form to EAA as soon as possible following the flight to ensure your participant receives his or her 6-month EAA membership and subsequent benefits promptly.

EAA MEMBER NUMBER	TELEPHONE	
LAST NAME	FIRST NAME	MIDDLE INITIAL
AIRCRAFT	EAA CHAPTER	DATE OF FLIGHT (MM/DD/YY)

I certify that I meet the following guidelines for participation in the EAA Eagle Flights program: I am a current EAA member; I hold a pilot certificate and valid medical certificate (if applicable); I am current in the aircraft I will fly and have a current flight review. I also have passenger liability insurance and the aircraft I will fly is in airworthy condition.

Pilot Signature _____ Date _____



Send completed form to: EAA Eagle Flights Office, P.O. Box 2683, Oshkosh, WI, 54903-2683
Questions? Please visit EAA.org/eagleflights or call us at 800-564-6322.

Providing Eagle Flights

- 7. Select flight status
 - No pilot assignment required
 - Flew at Event
 - Future Flight Scheduled
 - No Flight
- Simplify due to flight scheduling

Flying Start / Eagle Flights Registration Website
Event title: Merritt Island Test Event - Apr 01, 2024
David Leiting - Profile

Pre-Reg. Report | Register Pilots | Ground Volunteers | **Check-In/ Print Reg.** | Final Report | Email Functions | Eagle Flt Requests | Update Event

This page will check the adult into the Flying Start event, assign an Eagle pilot and create a PDF file to print information onto the EAA Eagle Flight Registration Forms. [Show/hide additional instructions.](#)

Check All | Uncheck All | Search for names.. | Don't show 1 check-in adults |

Number of Adults: 2 - [Show cancel list](#)

	Name - Last - First - Date	Attend Flying Start	Flight Status	Cancel
<input type="checkbox"/>	[REDACTED]	CHECKED IN at Feb 29 - 6:07 pm	Flew at Event	✕
<input type="checkbox"/>	[REDACTED]	[REDACTED]	- Assign Flight Status -	✕

Note: Prior to any Eagle Flight, please print the attendee's waiver and have it signed by both the pilot and participant. These waivers must be mailed to EAA to receive credit for the flight(s).

Create PDF Waiver File(s) | Mark adult(s) Checked-In and Create PDF Waiver File(s)

Closing the Event/Submitting Final Report

8. Navigate to “Final Report” tab

9. Click “Submit Event Information to EAA Headquarters”

10. On second screen click “Submit to EAA Headquarters”

11. MAIL SIGNED EAGLE FLIGHT WAIVERS TO EAA HQ

The screenshot shows the 'Flying Start / Eagle Flights Registration Website' interface. The top navigation bar includes links for Videos, Contact Us, Site Info, Logout, and Main Menu. The user is logged in as David Leiting. The main navigation tabs are Pre-Reg. Report, Register Pilots, Ground Volunteers, Check-In/ Print Reg., Final Report (selected), Email Functions, Eagle Flt Requests, and Update Event. The page title is 'Final Flying Start Event Report Page for TEST Flying Start on Feb 12, 2022'. Below the title, it shows 'Flying Start Attendees: Total: 0 Adults, - Pilots, 0 Flights' and a green button labeled 'Submit Event Information to EAA Headquarters'. There are two charts: 'Attended the Flying Start Event' and 'Eagles flown today by age and gender', both with legends for Female and Male. A second screenshot below shows a confirmation page with the heading 'Submit Young Eagles Day event information to EAA Headquarters'. It contains the following text: 'By selecting this button, you are sending your Flying Start/Eagle Flight information to EAA Headquarters. You will NOT be able to make any changes to this event after you submit, with the exception of the Eagle pilot assignments. Please make sure that your Eagles are assigned to your pilots with both the adult and pilot signatures. Please remember to mail all of the registration forms to EAA Eagles department in Oshkosh, Wi.' A green button labeled 'Submit to EAA Headquarters' is at the bottom.

Questions?

David Leiting:

Eagles Program Manager

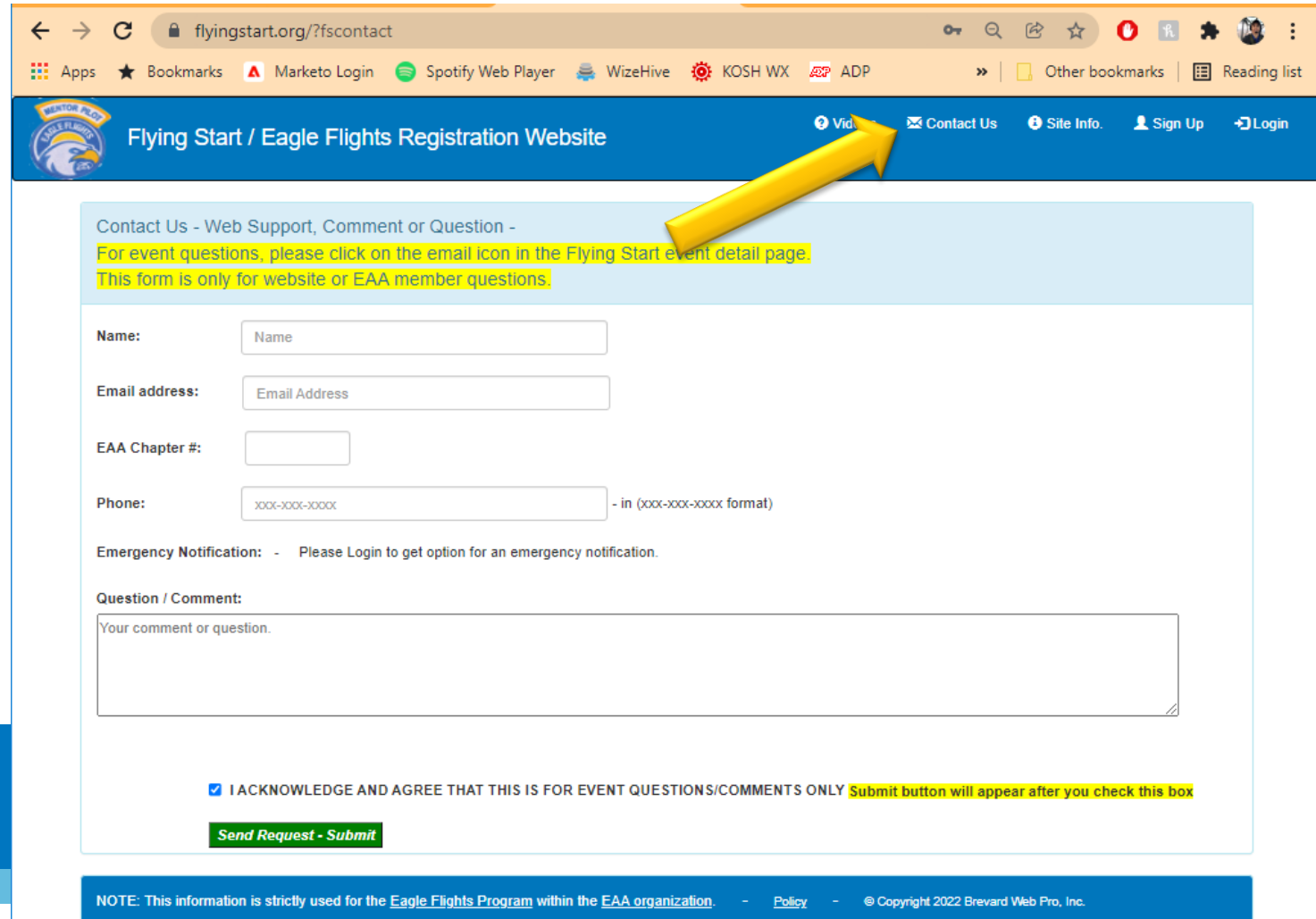
EAA Lifetime #579157

Phone: 920-426-6116

Email: dleiting@eaa.org


Flying Start Resources and Assistance: EAA.org/FlyingStart

Contact Us Tab:



← → ↻ flyingstart.org/?fscontact 🔑 🔍 📄 ⭐ 🏠 🗄️ 🌐 🛠️ 👤 ⋮

Apps ★ Bookmarks 🚩 Marketo Login 🎧 Spotify Web Player 🖨️ WizeHive ⚙️ KOSH WX 📄 ADP » | 📁 Other bookmarks 📖 Reading list

 Flying Start / Eagle Flights Registration Website 📺 Vid 📧 Contact Us 📄 Site Info 👤 Sign Up 🚪 Login

Contact Us - Web Support, Comment or Question -
For event questions, please click on the email icon in the Flying Start event detail page.
This form is only for website or EAA member questions.

Name:

Email address:

EAA Chapter #:

Phone: - in (xxx-xxx-xxxx format)

Emergency Notification: - Please Login to get option for an emergency notification.

Question / Comment:

I ACKNOWLEDGE AND AGREE THAT THIS IS FOR EVENT QUESTIONS/COMMENTS ONLY **Submit button will appear after you check this box**

[Send Request - Submit](#)

NOTE: This information is strictly used for the [Eagle Flights Program](#) within the [EAA organization](#). - [Policy](#) - © Copyright 2022 Brevard Web Pro, Inc.